



TORQUEMON

INLINE TORQUE MEASUREMENT FOR ROLLING MILL SPINDLES

Dynamic torque measurement supports the monitoring of drive systems in rolling plants. Problems arising during the production process in the drive train components are predominantly seen in the form of torque fluctuations. Torque observation supports the prevention of breakdowns, enables maintenance to be planned and increases production.

YOUR CHALLENGE

In order to ensure high product quality, stable and consistent rolling parameters must be achieved in the rolling process. Incorrect torque can lead to flatness defects on the product, such as turn up or turn down, which may cause additional damage or cobbles during the rolling process. Furthermore, in terms of reliability, fluctuating torque can lead to an overload, damaging bearings and motors and in the worst case resulting in breakage of the spindles, roll necks or chocks. In most cases this type of damage is related to the torque and a difference in speed between the work rolls.


Speed measurements and current measurements at the motor are influenced by inertia and damping at the

gearbox so are not the most reliable method for determining actual torque loading. In comparison, measurements taken directly at the shaft can easily and reliably identify the true torque loading on the spindles.

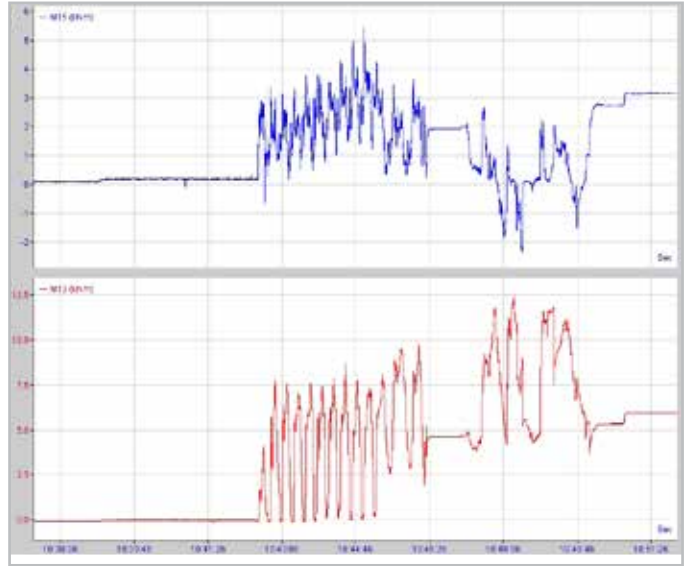
FUNCTION

The torque measurement system, TorqueMon, is a reliable method of measuring the torque of rolling mill spindles. It offers a permanent, real-time measurement based on the principle of strain gauge measurement. Sensors mounted on the rotating parts send the measurement signals to a rotary antenna.

A stationary, wireless, antenna supplies all rotary parts with power and receives the measurement signals from the spindle mounted sensor. Calibrated telemetry converts the measurements into analogue or digital signals. An optional evaluation unit can be used for data access and storage as well as for the evaluation of the data. These results can be easily used to verify and detect variations and overloads in the rolling torque during the whole rolling process.



Flat or fork type antenna



TorqueMon measurement data of upper and lower roll shaft

PRODUCT FEATURES

Torque measurement is possible under almost all environmental conditions. Sensor-positions can be calibrated remotely, and the measurement data transfer system can be used with other spindle mounted sensors, such as a temperature sensor.

The full range of amplification and offset settings are adjustable. The contactless transmission method uses inductive couplings between measurement and transmission devices. The design is maintenance-free and provides uninterrupted and permanent measurement (no batteries that can run out of power).

Features of Evaluation Unit:

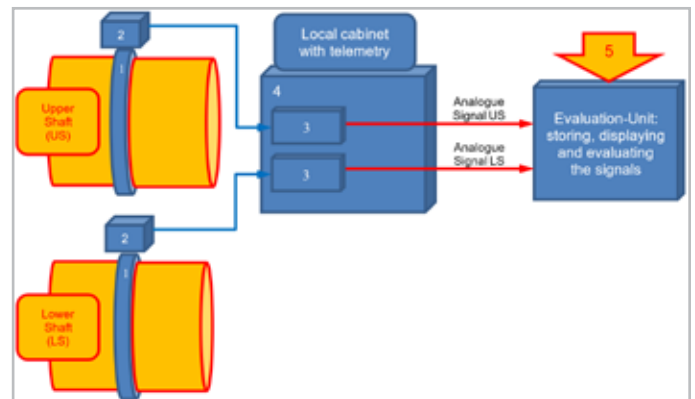
- Basic values: max/min/mean torque; load history, overload alarming
- Torsional spring oscillation analysis incl. dampening
- Torque stress related to design parameters over life-time (load collective, TAF...)

TECHNICAL DATA

- Rotational acceleration up to 100 g (optionally higher)
- Maximum shaft temperature of 100 °C (optionally up to 220 °C), max. surrounding temperature of 100 °C
- Measurement of dynamic torque up to 1 kHz
- Adjustable measuring and zero-point range
- Frequency range 0 to 1 kHz
- Temperature range -20 ° to +70 °C

ADVANTAGES OF TORQUEMON:

- Prevention of unplanned production stops
- Exact knowledge of health state of the shaft
- Industrially robust system
- High temperature stability (up to 100 °C)
- Maintenance-free, permanent measurement



TorqueMon with Evaluation Unit



Primetals Technologies Austria GmbH
 A joint venture of Mitsubishi Heavy Industries and partners
 Turmstrasse 44 | 4031 Linz | Austria
primetals.com

Order No. T10-4-N118-L2-P-V2-EN
 Printed in Linz | © 2020

The information (including, e.g., figures and numbers) provided in this document contains merely general descriptions or characteristics of performance based on estimates and assumptions which have not been verified. It is no representation, does not constitute and/or evidence a contract or an offer to enter into a contract to any extent and is not binding upon the parties. Any obligation to provide and/or demonstrate respective characteristics shall only exist if expressly agreed in the terms of the contract. These estimates and assumptions have to be analyzed on a case-to-case basis and might change as a result of further product development. Primetals Technologies excludes any liability whatsoever under or in connection with any provided information, estimates and assumptions. The provided information, estimates and assumptions shall be without prejudice to any possible future offer and/or contract. Any use of information provided by Primetals Technologies to the recipient shall be subject to applicable confidentiality obligations and for the own convenience of and of the sole risk of the recipient. Primetals is a trademark of Primetals Technologies Ltd.